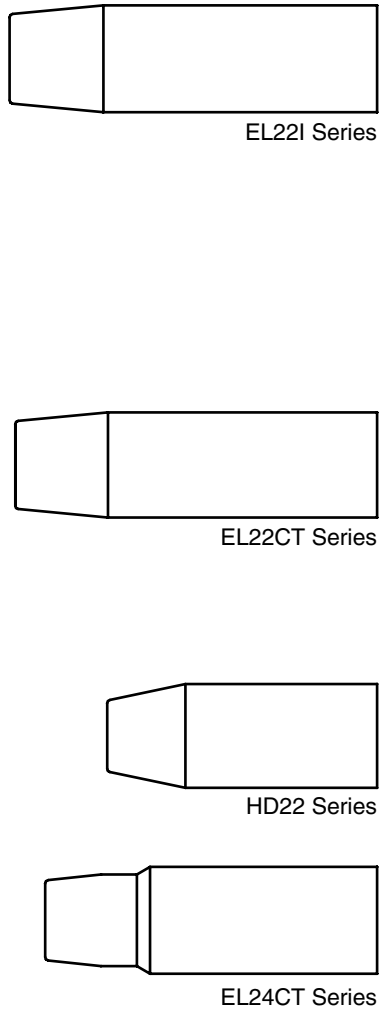


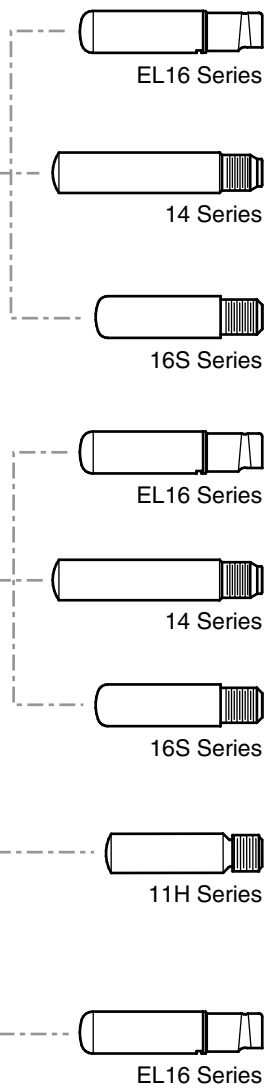
# 250 Smoke Master® Gun



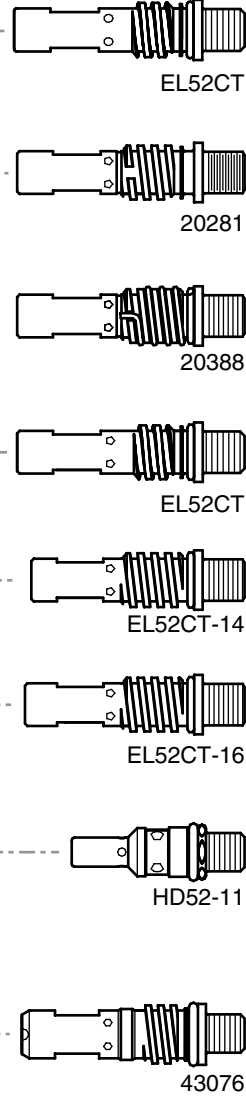
## NOZZLES



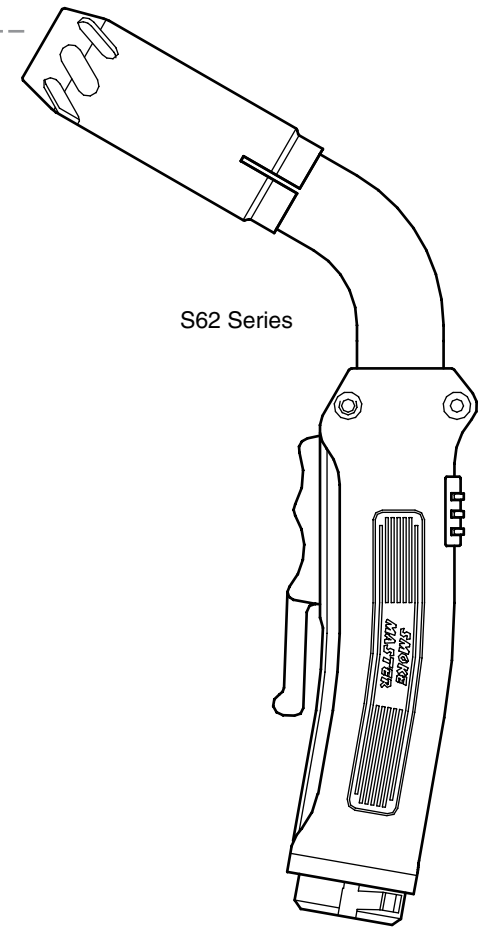
## CONTACT TIPS



## GAS DIFFUSERS



## CONDUCTOR TUBE



Nozzle Style	Bore Diameter (in/mm)	Part No.	Stock No.	Nozzle/Contact Tip Relationship	Gas Diffuser		Conductor Tube	
					Part No.	Stock No.	Part No.	Stock No.
Slip-On	3/8" (9,5mm)	EL22I-37	1260-1601	1/8" (3,2mm) Tip Recess	EL52 (4) 20281 (2) 20388 (3)	1560-1110 — —	S62-60 S62-45	2020-2006 2020-2011
	1/2" (12,7mm)	EL22I-50	1260-1602	1/8" (3,2mm) Tip Recess				
	1/2" (12,7mm)	EL22I-50F	1260-1612	Tip Flush				
	1/2" (12,7mm)	EL22I-50P	1260-1686	Tip Protruded				
	5/8" (15,9mm)	EL22I-62	1260-1603	1/8" (3,2mm) Tip Recess				
	5/8" (15,9mm)	EL22I-62F	1260-1613	Tip Flush				
	5/8" (15,9mm)	EL22I-62P	1260-1687	Tip Protruded				
Thread-On	3/4" (19,5mm)	EL22I-75	1260-1604	1/8" (3,2mm) Tip Recess	EL52CT (4) EL52CT-14 (2) EL52CT-16 (3)	1560-1109 1560-1106 1560-1107	S62-60 S62-45	2020-2006 2020-2011
	3/8" (9,5mm)	EL22CT-37	1260-1625	1/8" (3,2mm) Tip Recess				
	3/8" (9,5mm)	EL22CT-37F	1260-1635	Tip Flush				
	1/2" (12,7mm)	EL22CT-50	1260-1626	1/8" (3,2mm) Tip Recess				
	1/2" (12,7mm)	EL22CT-50F	1260-1636	Tip Flush				
	1/2" (12,7mm)	EL22CT-50P	1260-1691	Tip Protruded				
	5/8" (15,9mm)	EL22CT-62	1260-1627	1/8" (3,2mm) Tip Recess				
	5/8" (15,9mm)	EL22CT-62F	1260-1637	Tip Flush				
	5/8" (15,9mm)	EL22CT-62P	1260-1692	Tip Protruded				
	5/8" (15,9mm)	EL22CT-62H	1260-1629	1/8" (3,2mm) Tip Recess – Heavy Duty				
Slip-On	3/4" (19,5mm)	EL22CT-75	1260-1628	1/8" (3,2mm) Tip Recess	HD52-11 (1) HD5223-11 (1)	1520-1130 1520-1131	S62-60 S62-45	2020-2006 2020-2011
	3/8" (9,5mm)	HD22-37	1220-1305	1/8" (3,2mm) Tip Recess				
	3/8" (9,5mm)	HD22-37F	1220-1310	Tip Flush				
	3/8" (9,5mm)	HD22B-37	1220-1215	1/8" (3,2mm) Tip Recess – Heavy Duty				
	3/8" (9,5mm)	HD22B-37F	1220-1220	Tip Flush – Heavy Duty				
	1/2" (12,7mm)	HD22-50	1220-1306	1/8" (3,2mm) Tip Recess				
	1/2" (12,7mm)	HD22-50F	1220-1311	Tip Flush				
	1/2" (12,7mm)	HD22B-50	1220-1216	1/8" (3,2mm) Tip Recess – Heavy Duty				
	1/2" (12,7mm)	HD22B-50F	1220-1221	Tip Flush – Heavy Duty				
	5/8" (15,9mm)	HD22-62	1220-1307	1/8" (3,2mm) Tip Recess				
	5/8" (15,9mm)	HD2262F	1220-1312	Tip Flush				
5/8" (15,9mm)	HD22B-62	1220-1217	1/8" (3,2mm) Tip Recess – Heavy Duty					
Thread-On	3/8" (9,5mm)	EL24CT-37	1260-1650	1/8" (3,2mm) Tip Recess	43076 (4)	—	S62-60 S62-45	2020-2006 2020-2011
	1/2" (12,7mm)	EL24CT-50	1260-1651	1/8" (3,2mm) Tip Recess				
	1/2" (12,7mm)	EL24CT-50F	1260-1666	Tip Flush				
	1/2" (12,7mm)	EL24CT-50P	1260-1701	Tip Protruded				
	5/8" (15,9mm)	EL24CT-62	1260-1652	1/8" (3,2mm) Tip Recess				
	5/8" (15,9mm)	EL24CT-62F	1260-1667	Tip Flush				
	5/8" (15,9mm)	EL24CT-62P	1260-1702	Tip Protruded				
	5/8" (15,9mm)	EL24CT-62R	1260-1682	1/4" (6,4mm) Tip Recess				
	5/8" (15,9mm)	EL24CT-62H	1260-1657	1/8" (3,2mm) Tip Recess – Heavy-Duty				
	3/4" (19,5mm)	EL24CT-75	1260-1653	1/8" (3,2mm) Tip Recess				
	3/4" (19,5mm)	EL24CT-75H	1260-1658	1/8" (3,2mm) Tip Recess – Heavy-Duty				

NOTE: The (#) after the Gas Diffuser Part No. indicates the series of Contact Tip that can be used with the particular diffuser. Refer to Contact Tip Chart – column "Gas Diffuser"

## Contact Tips

Wire Size in/mm	Tip I.D. in/mm +/- .003" (0,08mm)	Part No.	Stock No.	Part No.	Stock No.	Part No.	Stock No.	Part No.	Stock No.	Gas Diffuser
.023" (0,6mm)	.031" (0,79mm)	11-23	1110-1100			11T-23	1110-1300			(1)
.030" (0,8mm)	.038" (0,97mm)	11-30	1110-1101	11H-30	1110-1201	11T-30	1110-1301			
.035" (0,9mm)	.044" (1,12mm)	11-35	1110-1102	11H-35	1110-1202	11T-35	1110-1302	11RS-35	1110-1225	
.040" (1,0mm)	.048" (1,22mm)	11-40	1110-1103	11H-40	1110-1203	11T-40	1110-1303			
.045" (1,2mm)	.054" (1,37mm)	11-45	1110-1104	11H-45	1110-1204	11T-45	1110-1304	11RS-45	1110-1226	
3/64"AL (1,2mm)	.059" (1,50mm)			11AH-364	1110-1213					
.023" (0,6mm)	.031" (0,79mm)	14-23	1140-1100			14T-23	1140-1300			(2)
.030" (0,8mm)	.038" (0,97mm)	14-30	1140-1101			14T-30	1140-1301			
.035" (0,9mm)	.044" (1,12mm)	14-35	1140-1102	14H-35	1140-1202	14T-35	1140-1302			
.040" (1,0mm)	.048" (1,22mm)	14-40	1140-1103	14H-40	1140-1203	14T-40	1140-1303			
.045" (1,2mm)	.054" (1,37mm)	14-45	1140-1104	14H-45	1140-1204	14T-45	1140-1304			
.052" (1,3mm)	.064" (1,65mm)	14-52	1140-1105	14H-52	1140-1205	14T-52	1140-1305			
1/16" (1,6mm)	.073" (1,85mm)	14-116	1140-1106	14H-116	1140-1206	14T-116	1140-1306			
5/64" (2,0mm)	.090" (2,29mm)	14-564	1140-1109	14H-564	1140-1209					
3/64"AL (1,2mm)	.059" (1,50mm)	14A-364	1140-1113	14AH-364	1140-1213					
1/16"AL (1,6mm)	.082" (2,08mm)			14AH-116	1140-1214					
.035" (0,9mm)	.044" (1,12mm)	14RS-35	1140-1475	14RST-35	1140-1482	14RZ-35	1140-1430	14RZT-35	1140-1440	(2)
.040" (1,0mm)	.048" (1,22mm)	14RS-40	1140-1476	14RST-40	1140-1483					
.045" (1,2mm)	.054" (1,37mm)	14RS-45	1140-1477	14RST-45	1140-1484	14RZ-45	1140-1432	14RZT-45	1140-1442	
.045" (1,2mm)	.054" (1,37mm)	14RS-45C	1140-1480	14RST-45C	1140-1487					
.052" (1,3mm)	.064" (1,65mm)	14RS-52	1140-1478	14RST-52	1140-1485	14RZ-52	1140-1433	14RZT-52	1140-1443	
1/16" (1,6mm)	.073" (1,85mm)	14RS-116	1140-1479	14RST-116	1140-1486					
.035" (0,9mm)	.044" (1,12mm)	16S-35	1160-1102	16ST-35	1160-1135					(3)
.040" (1,0mm)	.048" (1,22mm)	16S-40	1160-1103	16ST-40	1160-1136					
.045" (1,2mm)	.054" (1,37mm)	16S-45	1160-1104	16ST-45	1160-1137					
.052" (1,3mm)	.064" (1,65mm)	16S-52	1160-1105	16ST-52	1160-1138					
1/16" (1,6mm)	.073" (1,85mm)	16S-116	1160-1106	16ST-116	1160-1139					
5/64" (2,0mm)	.090" (2,29mm)	16S-564	1160-1109							
3/32" (2,4mm)	.106" (2,67mm)	16S-332	1160-1110							
7/64" (2,8mm)	.120" (3,05mm)	16S-764	1160-1111							
1/8" (3,2mm)	.144" (3,66mm)	16S-18	1160-1112							
3/64"AL (1,2mm)	.059" (1,50mm)	16AS-364	1160-1113							
1/16"AL (1,6mm)	.082" (2,08mm)	16AS-116	1160-1114							
.030" (0,8mm)	.038" (0,97mm)	16RS-30	1160-1482	16RST-30	1160-1483					(3)
.035" (0,9mm)	.044" (1,12mm)	16RS-35	1160-1468	16RST-35	1160-1475	16RZ-35	1160-1180	16RST-35	1160-1190	
.040" (1,0mm)	.048" (1,22mm)	16RS-40	1160-1469	16RST-40	1160-1476					
.045" (1,2mm)	.054" (1,37mm)	16RS-45	1160-1470	16RST-45	1160-1477	16RS-45	1160-1182	16RST-45	1160-1192	
.045" (1,2mm)	.054" (1,37mm)	16RS-45C	1160-1473	16RST-45C	1160-1480					
.052" (1,3mm)	.064" (1,65mm)	16RS-52	1160-1471	16RST-52	1160-1478	16RS-52	1160-1183	16RST-52	1160-1193	
1/16" (1,6mm)	.073" (1,85mm)	16RS-116	1160-1472	16RST-116	1160-1479					
.023" (0,6mm)	.031" (0,79mm)			EL16T-23	1160-1600					(4)
.030" (0,8mm)	.038" (0,97mm)	EL16-30	1160-1610	EL16T-30	1160-1601					
.035" (0,9mm)	.044" (1,12mm)	EL16-35	1160-1611	EL16T-35	1160-1602	EL16RS-35	1160-1740	EL16RST-35	1160-1712	
.040" (1,0mm)	.048" (1,22mm)	EL16-40	1160-1612	EL16T-40	1160-1603	EL16RS-40	1160-1741	EL16RST-40	1160-1713	
.045" (1,2mm)	.054" (1,37mm)	EL16-45	1160-1613	EL16T-45	1160-1604	EL16RS-45	1160-1742	EL16RST-45	1160-1714	
.045" (1,2mm)	.054" (1,37mm)					EL16RS-45C	1160-1745	EL16RST-45C	1160-1717	
.052" (1,3mm)	.064" (1,65mm)	EL16-52	1160-1615	EL16T-52	1160-1605	EL16RS-52	1160-1743	EL16RST-52	1160-1715	
1/16" (1,6mm)	.073" (1,85mm)	EL16-116	1160-1616	EL16T-116	1160-1606	EL16RS-116	1160-1744	EL16RST-116	1160-1716	
1/16" (1,6mm)	.068" (1,72mm)									
5/64" (2,0mm)	.090" (2,29mm)	EL16-564	1160-1618							
3/32" (2,4mm)	.106" (2,67mm)	EL16-332	1160-1619							
7/64" (2,8mm)	.120" (3,05mm)	EL16-764	1160-1620							
1/8" (3,2mm)	.144" (3,66mm)	EL16-18	1160-1621							
3/64"AL (1,2mm)	.059" (1,50mm)	EL16A-364	1160-1614	EL16AT-364	1160-1607					
1/16"AL (1,6mm)	.082" (2,08mm)	EL16A-116	1160-1617							

## Conduit Liners

Wire Size	15 ft. (5M)		25 ft. (8M)	
	Part No.	Stock No.	Part No.	Stock No.
.023" (0,6mm)	42-23-15	1420-1103		
.030" (0,8mm) - .035" (0,9mm)	42-3035-15	1420-1113	42-3035-25	1420-1115
.040" (1,0mm) - .045" (1,2mm)	42-4045-15	1420-1123	42-4045-25	1420-1125
.030" (0,8mm) - .035" (0,9mm) AL	42N-3545-15	1420-1003		
.040" (1,0mm) - 3/64" (1,2mm) AL	42N-3545-15	1420-1003		

Note: Aluminum wire conduit not recommended for lengths over 10ft. (3M)  
AL - Aluminum

