

Victor® Machine Torches

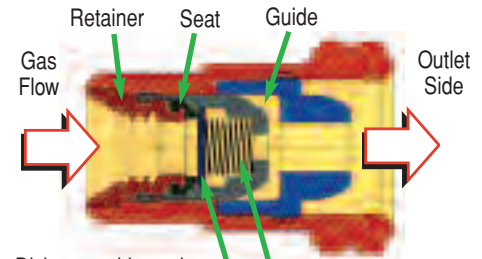
are available in two and three hose versions. Two hose torches are available in 4 1/2", 10" and 18" models, and three hose torches are available in 10" and 18" models.

Check Valve - Pair Pak



The Check Valve

Prevents the reverse flow of gases.



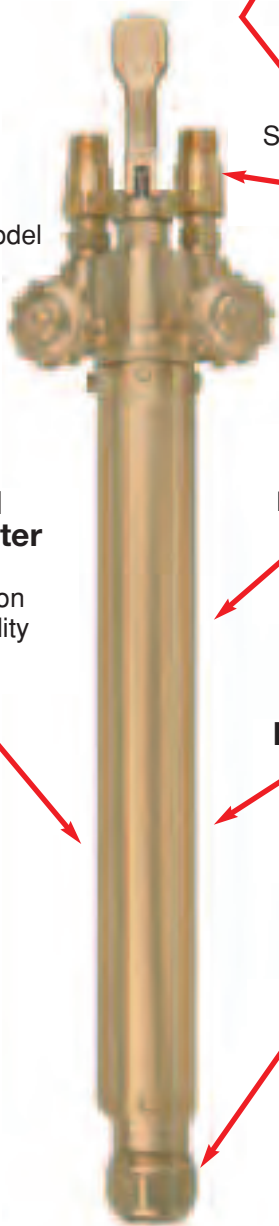
Disk assembly seals tight against seat in event of reverse flow.

Spring compresses under normal flow, moving disk assembly forward and allowing gas flow.

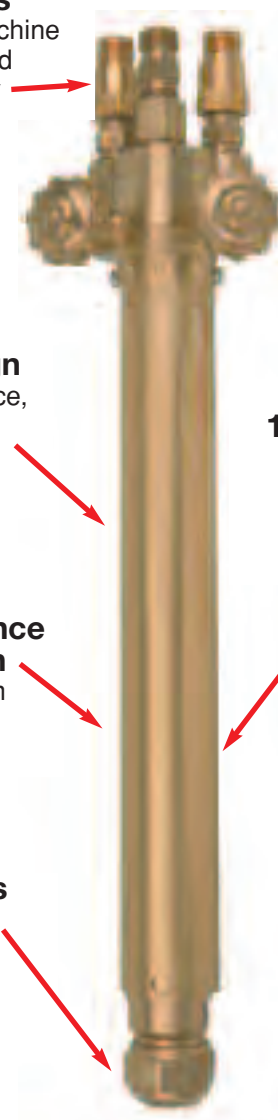
Accessory Reverse Flow Check Valves

Supplied with all machine torches for added operator safety

MT 200 Series
 Two hose model



MT 300 Series
 Three hose model



Straight Through Design

Minimizes turbulence, improves cutting performance

Pre-Drilled 1-3/8" Diameter Barrels

For three position mounting flexibility

Pre-Drilled 1-3/8" Diameter Barrels

For three position mounting flexibility

High Performance Mixer Design

Provide optimum performance

Rugged Brass Torch Head And Body

For maximum strength