

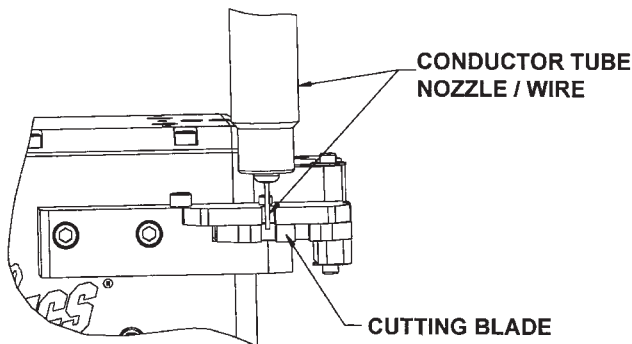
## QWT-3 Wire Trim Unit (Stock No. 3500-1321)

- Engineered to operate along side the QRC™-2000 Nozzle Cleaning Station (Stock No. 3500-1201).
- Unit mounts to the side of the nozzle cleaning station — the pivot pin on the wire trim unit connects to the clamp arm of the cleaning station arm.

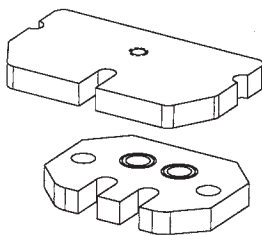
### How It Works:

The robot arm with the conductor tube assembly is positioned directly above the wire trim unit. Welding wire is then fed out of the contact tip, and the conductor tube is lowered to the necessary height as determined by the robot technician.

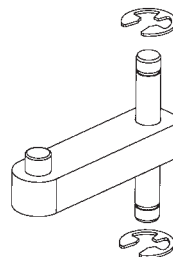
The QRC-2000 Nozzle Cleaning Station is activated to enable the clamping arm to move into the clamped position and unclamped position. While the arm is in the clamped position, the blade on the wire trim unit moves and trims the welding wire.




### Replacement Parts



**Part No.: QWT-3-BS**  
**(Stock No. 3500-1322)**



**Part No.: QWT-3-DS**  
**(Stock No. 3500-1323)**



**Part No.: QWT-3-RC**  
**(Stock No. 3500-1328)**