

THERMAL ARC®

Pro-Lites®

DC Inverter Arc Welders

Smaller

Lighter

**More
Powerful**






**LM-300
Models**
(MIG/STICK/
Lift Start Tig)

**LT-300
Models**
(HF Start TIG/
LIFT Start TIG/
STICK)

**LS-300
Models**
(STICK/Lift Start TIG)

- Superior performance for all processes up to 300 amps
- Easy Link™/Smart Logic®
- Reduced Size
- Easy to carry—less than 45 lbs/20 kg
- Energy saving technology

A THERMADYNE® Company



Pro-Lite® Series

The Pro-Lite Series are designed for 300 amp and other lower amperage applications where portability and/or performance are required. All of the Pro-Lite Series machines are provided with an arc control adjustment, and are excellent for all types of stick electrodes, particularly the Lincoln 5P®. All machines are provided standard with Lift Start TIG for high quality TIG starting with no high frequency.

The LM-300 is designed for superior welding with mild steel wires for short arc, globular, or spray operation and stainless steel wires. They provide smooth operation for all gases, even straight CO₂. The LT-300 is provided with a built-in sloper,

pulser, spot timer, gas valve, pre-flow and post-flow and high frequency for those TIG applications which require control for high quality results.

The lightweight (45 lbs/20 kg) compact design and easy to carry handle make these machines excellent for construction, maintenance, utility, fabrication, contractor and manufacturing applications. All of the Pro-Lite Series are provided with Easy Link™ so the proper voltage can be set with the flip of a switch. The Smart Logic® control eliminates damage if the machine is accidentally installed to the improper input voltage

ORDERING INFORMATION



MACHINES

Machine	Cat. No.	Input Voltage	Easy Link™	Smart Logic®	LIFTIG Start	HF TIG Start	Gas Valve	Slopper	Pulsar	Arc Control	Hot Start TIG	Hot Start STICK	PrePost Flow	Spot Timer	Digital Meter	Arc Inductance	17 Pin Connector	14 Pin connector	8 Pin connector	3/8" BSP	EMC Compliant
LS-300	10-3006	208-230/460	X	X	X	-	-	-	-	X	-	X	-	-	0	-	-	-	X	-	-
LS-300	10-3007	380-415	-	-	X	-	-	-	-	X	-	X	-	-	0	-	-	-	X	-	-
LS-300	10-3008	460/575	X	X	X	-	-	-	-	X	-	X	-	-	0	-	-	-	X	-	-
LT-300	10-3009	208-230/460	X	X	X	X	X	X	X	X	X	X	X	X	0	-	-	-	X	-	-
LT-300	10-3010	380-415	-	-	X	X	X	X	X	X	X	X	X	X	0	-	-	-	X	-	-
LT-300	10-3011	460/575	X	X	X	X	X	X	X	X	X	X	X	X	0	-	-	-	X	-	-
LM-300	10-3012	208/230/460	X	X	X	-	-	-	-	X	-	X	-	-	X	X	X	X	-	-	-
LM-300	10-3013	380-415	-	-	X	-	-	-	-	X	-	X	-	-	X	X	X	X	-	-	-
LM-300	10-3014	460/575	X	X	X	-	-	-	-	X	-	X	-	-	X	X	X	X	-	-	-
LT-300	10-3033	380-415	-	-	X	X	X	X	X	X	X	X	X	X	X	-	-	-	X	X	X
LS-300	10-3042	380-415	-	-	X	-	-	-	-	X	-	X	-	-	0	-	-	-	X	X	X
LM-300	10-3043	380-415	-	-	X	-	-	-	-	X	-	X	-	-	X	X	X	X	-	X	X

X = Provided as a standard
0 = Optional

ACCESSORIES

REMOTE CONTROL	CAT. NO.	ARC ON/OFF	CURRENT CONTROL	LENGTH	CONNECTORS	APPLICABLE TORCH HANDLE	
LM-300							
Torch Switch	10-2001	X		25'/7.6m	14 Pin (Male)	All	
Torch Switch	10-2002	X	X	25'/7.6m	14 Pin (Male)	5/8" - 7/8" Handle	
Torch Switch	10-2003	X	X	25'/7.6m	14 Pin (Male)	7/8" - 1-1/8" Handle	
Torch Switch	10-2004	X	X	25'/7.6m	14 Pin (Male)	1-1/8" - 1-3/8" Handle	
Hand Pendant	10-2005	X	X	25'/7.6m	14 Pin (Male)	N/A	
Foot Control	10-2007	X	X	25'/7.6m	14 Pin (Male)	N/A	
Foot Control	10-2008	X	X	15'/4.6m	14 Pin (Male)	N/A	
Extension Cables for Remote Controls for LM-300							
Ext. Cable	10-2030	X	X	3'/.9m	14 Pin (Male) & 14 Pin (Female)	N/A	
Ext. Cable	10-2031	X	X	15'/4.6m	14 Pin (Male) & 14 Pin (Female)	N/A	
Ext. Cable	10-2032	X	X	25'/7.6m	14 Pin (Male) & 14 Pin (Female)	N/A	
Ext. Cable	10-2033	X	X	50'/15.2m	14 Pin (Male) & 14 Pin (Female)	N/A	
Ext. Cable	10-2034	X	X	75'/22.8m	14 Pin (Male) & 14 Pin (Female)	N/A	
Ext. Cable	10-2035	X	X	100'/30.4m	14 Pin (Male) & 14 Pin (Female)	N/A	
Ext. Cable	10-2036	X	X	3'/.9m	17 Pin (Male) & 17 Pin (Female)	N/A	
Ext. Cable	10-2037	X	X	15'/4.6m	17 Pin (Male) & 17 Pin (Female)	N/A	
Ext. Cable	10-2038	X	X	25'/7.6m	17 Pin (Male) & 17 Pin (Female)	N/A	
Ext. Cable	10-2039	X	X	50'/15.2m	17 Pin (Male) & 17 Pin (Female)	N/A	
LS-300 & LT-300							
Miscellaneous Accessories (LS-300 & LT-300)							
Digital Meter Kit	10-4000	Current and Voltage display with hold feature					
Adapter	10-4003	X	X	6"/150 cm	8 Pin (Male) & 14 Pin (Female)	All	
Dinse Connector	10-2020	50 mm Dinse-style plug - Male for additional torches/electrode holders					
Remote Control							
Torch Switch	10-4006	X		15'/4.6m	8 Pin (Male)	N/A	
Torch Switch	10-4007	X		25'/7.6m	8 Pin (Male)	N/A	
Torch Switch	10-4008	X	X	15'/4.6m	8 Pin (Male)	5/8 - 7/8"/16mm-22mm	

LS300 & LT300 Accessories continued - see page 4



MACHINE SPECIFICATIONS

LS-300 & LT-300 ACCESSORIES - continued

REMOTE CONTROL	CAT. NO.	ARC ON/OFF	CURRENT CONTROL	LENGTH	CONNECTORS	APPLICABLE TORCH HANDLE
Torch Switch	10-4009	X	X	15'4.6m	8 Pin (Male)	7/8"-1-1/8"/22mm-29mm
Torch Switch	10-4010	X	X	15'4.6m	8 Pin (Male)	1-1/8"-1-3/8"/29mm-35mm
Torch Switch	10-4011	X	X	25'7.6m	8 Pin (Male)	5/8 -7/8"/16mm-22mm
Torch Switch	10-4012	X	X	25'7.6m	8 Pin (Male)	7/8"-1-1/8"/22mm-29mm
Torch Switch	10-4013	X	X	25'7.6m	8 Pin (Male)	1-1/8"-1-3/8"/29mm-35mm
Hand Pendant	10-4014	X	X	25'7.6m	8 Pin (Male)	N/A
Foot Control	10-4015	X	X	15'4.6m	8 Pin (Male)	N/A
Foot Control	10-4016	X	X	25'7.6m	8 Pin (Male)	N/A

Extension Cables for Remote Controls

Ext. Cable	10-4017	X	X	3'/.9m	8 Pin (Male) & 8 Pin (Female)	N/A
Ext. Cable	10-4018	X	X	15'4.6m	8 Pin (Male) & 8 Pin (Female)	N/A
Ext. Cable	10-4019	X	X	25'7.6m	8 Pin (Male) & 8 Pin (Female)	N/A
Ext. Cable	10-4020	X	X	50'15.2m	8 Pin (Male) & 8 Pin (Female)	N/A
Ext. Cable	10-4021	X	X	75'22.8m	8 Pin (Male) & 8 Pin (Female)	N/A
Ext. Cable	10-4022	X	X	100'30.4m	8 Pin (Male) & 8 Pin (Female)	N/A

Miscellaneous Accessories (Kits are provided assembled ready to install)

Item	CAT NO.	DESCRIPTION
TIG Kit - LS-300, LM-300	10-4080	Includes: Arcair BG-26V-12 Tig Torch w/accessory kit, Victor HRF1425-580 regulator, Ground Clamp w/12 ft. cable and 50mm Dinse Connector attached
TIG Kit - LT-300	10-4081	Includes: Arcair BG-26-12 Tig Torch w/accessory kit, 10 ft. gas hose Victor HRF1425-580 regulator, Ground Clamp w/12 ft. cable and 50mm Dinse Connector attached
STICK Kit	10-4082	Electrode Holder w/15 ft. cable and 50mm Dinse-style Connector attached Ground Clamp w/12 ft. cable and 50mm Dinse-style Connector attached
Dinse TIG Block	10-2023	Air cooled (#26 style) 7/8-14 R.H.
Dinse TIG Block	10-2028	Air cooled (#17 style) 3/8-24 R.H.
Dinse TIG Block	10-2027	Air cooled (#18 style) 7/8-14 L.H.
Adaptor	10-4003	8 Pin (Male) to 14 Pin (Female)

	Duty Cycle	Output Amp	Output Voltage	No. Phase	INPUT VOLTAGE (VAC)						KVA	KW
					208 Input Amps	230 Input Amps	380 Input Amps	415 Input Amps	460 Input Amps	575 Input Amps		
Max Output	25%	300	32	3	40	37	22	20	18	15	14.6	11.3
	40%	250	25	3	32	29	17	15	14	11	11.4	8.8
No Load	-	-	-	3	1.4	1.3	0.8	0.7	0.6	0.5	0.5	0.3
Max Output*	25%	210	28	1	53	48	-	-	24		10.9	6.9
	40%	170	27	1	41	37	-	-	19		8.5	5.7
No Load	-	-	-	1	2.4	2.2	-	-	1.1		0.5	0.3

*LM-300 output is not derated on 1 Phase

Output Range:	5-300A, 1 or 3 Phase	Dimensions:	Height: 16.9"/430mm
Maximum OCV:	64V for 208-460 VAC 73 V for 575 VAC		Width: 8.25"/210mm
Input Frequency:	50/60 Hz		Depth: 16.5/420mm
Standards:	IEC 974-1 (IP-23S), CSA	Weight:	LS300 - 39.6 lbs/18 kg LM300 - 40.7 lbs/18.5 kg LT300 - 44 lbs/20 kg

WORLD HEADQUARTERS: Suite 300, 16052 Swingley Ridge Road • St. Louis, MO 63017 • 636-728-3000



U.S. CUSTOMER SERVICE: 2200 Corporate Drive • Troy, OH 45373
800-255-5846 • FAX 800-332-0946



International Offices

International Customer Service
Oakville, Ontario, Canada
Ph: (1) 905-827-9777
Fax: (1) 905-827-9797

Thermadyne Canada
Oakville, Ontario Canada
Ph: (1) 905-827-1111
Fax: (1) 905-827-3648

Thermadyne UK
Chorley, England
Ph: (44) 1257-261755
Fax: (44) 1257-224800

Thermadyne Asia Sdn. Bhd.
Kuala Lumpur, Malaysia
Ph: (603) 6092-2988
Fax: (603) 6092-1085

Cigweld Australia
Melbourne, Australia
Ph: (61) 3-9474-7400
Fax: (61) 3-9474-7510

Unique Welding Alloys
Johannesburg, South Africa
Ph: (27) 11-917-3600
Fax: (27) 11-917-8580

Thermadyne Victor Brasil
Rio de Janeiro, Brazil
Ph: (55) 21-2-485-8990
Fax: (55) 21-2-485-8735

Thermadyne Middle East
Dubai, United Arab Emirates
Ph: (971) 4-332-9060
Fax: (971) 4-332-5484

Thermadyne de Mexico
Mexico City, Mexico
Ph: (52) 55-5657-9494
Fax: (52) 55-5648-8805

Thermadyne Japan
Osaka, Japan
Ph: (81) 6-4809-8411
Fax: (81) 6-4809-8412

Thermadyne Italia
Milan, Italy
Ph: (39) 039-204-991
Fax: (39) 039-204-9922

Thermadyne Chile
Santiago, Chile
Ph: (56) 2-557-2465
Fax: (56) 2-557-5349